



FREE BOY SCOUT ACTIVITIES

At the New Jersey WILD Outdoor Expo

September 8th & 9th, 2018

10 AM—5 PM Rain or Shine

Colliers Mills Wildlife Management Area

Jackson Township, NJ

Free Admission & Parking

No reservation or fee for most programs or activities.

Badge Counselors will not be present at the Expo.

The New Jersey WILD Outdoor Expo celebrates the state's bountiful natural resources and rich outdoor heritage. The event is hosted by the NJDEP Division of Fish and Wildlife, Division of Parks and Forestry, the State Forestry Services and the Conserve Wildlife Foundation of

The Expo helps people connect with the natural world by providing a unique blend of conservation information, education and hands-on opportunities to learn outdoor skills and activities. Numerous environmental and conservation exhibits, demonstrations and seminars are planned for the weekend. Visitors can learn about, and try, a wide array of activities including fishing, biking, hiking, shooting sports, kayaking, camping skills, rock climbing, wildlife watching and much more.








For more information, or to be added to the scout mailing list, please contact Stephanie DAlessio at 609-984-0621 or email at stephanie.dalessio@conservewildlifenj.org




Boy Scout Badge Activities & Programs




New Jersey WILD Outdoor Expo




September 8th & 9th

Boy Scout					
Badge	Badge Requirements Fulfilled	Activity	Activity Description	Location	Time
Archery 	1b) State and Explain the general safety rules for archery. 2a) Name and point to the parts of an arrow. 2c) Name the four principal materials for making arrow shafts	Intro to Archery Pine Pitch Glue and Arrow Marking	Introductions to archery and shotgun shooting for people ages 10+, while emphasizing safety and their role in the wise use of renewable wildlife resources, as well as joining Warpath Archery in learning how to make your own arrows.	Archery Range Conservation Tent	Ongoing throughout the day from 10 AM—4PM
Camping 	5d) List the outdoor essentials necessary for any campout, and explain why each item is needed. 8) Explain safety procedures for cooking. 9b) Hiking, backpack. 9c) Perform conservation project.	NJ State Parks Service NJ State Parks Service Osprey Platform Building (CWF) (Saturday Only) Bat Box Building (CWF) (Sunday Only)	“Making fire by friction” by Practical Primitive “A Day at the Campsite” Join a biologist from the Conserve Wildlife Foundation of NJ in 2 different conservation projects to aid a threatened species.	Campsite Area Campsite Area Conserve Wildlife Foundation Tent	Fire by Friction 1 PM, 2 PM, 3 PM Day at the Campsite 11 AM, 1 PM, 3 PM Osprey Platform 11 AM & 1 PM Bat Box 11 AM & 1 PM



Badge	Badge Requirements Fulfilled	Activity	Activity Description	Location	Time
Climbing 	1b) Show that you know how to prevent injuries or illnesses that could occur during climbing activities 3) Present yourself Properly dressed. 5) Verbal signs. 6) Rope. 7) Knots.	Rock Wall Climbing	Learn how to, and participate in rock climbing.	Monmouth Co. Parks Campsite	Ongoing throughout the day
Environmental Science 	1) Identify the contribution made by the Boy Scouts of America to environmental science. E1) Do research on one endangered species found in your state.	Conserve Wildlife Foundation of New Jersey Tent	Collect informational brochures on endangered and threatened species of animals that live, breed and migrate through the State of N.J. Speak to a Wildlife Biologist on the Species that they protect.	Conserve Wildlife Foundation Tent	Ongoing throughout the day
Fishing 	1d) Name and explain five safety practices you should always follow while fishing. 6a) Explain the importance of practicing Leave No Trace techniques. 6b) Discuss the meaning and importance of catch and release.	Freshwater Fish of NJ	Aquarium and fishing demos	Fish Tank	Fish Tank 11 AM 12 PM 2 PM 4 PM

Badge	Badge Requirements Fulfilled	Activity	Activity Description	Location	Time
Fishing 	2) Different rods and how they are used. 4) Demonstrate how to tie the following knots: improved clinch knot, Palomar knot, uni knot, uni to uni knot, and arbor knot. 8) Explain what good outdoor sportsman like behavior is and how it relates to anglers.	Casting and Fishing instruction and Demonstration	Learn how to be a better fisherman	Environmental Tank	12 PM 2 PM 4 PM
Fish and Wildlife Management 	1) Purpose of fish and wildlife conservation and management. 2) Three Major problems that continue to threaten your state's fish and wildlife resources.	Speak to a NJDEP Conservation officer Speak with a wildlife biologist from Conserve Wildlife Foundation of New Jersey Collect materials on how to protect NJ Endangered and threatened species	Collect information of problems that continue to threaten your State's fish and wildlife resources.	NJDEP Tent Conserve Wildlife Foundation Tent	Ongoing through out the day
Forestry 	1a) Leaf, twig, cone, or fruiting bodies characteristics. 3a) Describe the contributions forests make to us and the environment. 4) Meaning of forest management.	Tree ID Walks	Learn about trees and how to identify them and investigate various forestry stewardship activities	Forestry Row	10:15 AM 12:00 PM 2:00 PM

Badge	Badge Requirements Fulfilled	Activity	Activity Description	Location	Time
<p>Hiking</p> 	<p>2) Explain good hiking practices.</p> <p>3) Explain how hiking is an aerobic activity, and how to increase your fitness for longer hikes.</p>	<p>Tree ID Walks</p>	<p>Learn about native plants and trees</p>	<p>Forestry Row</p>	<p>Tree ID Walk</p> <p>10:15 PM</p> <p>12:00 PM</p> <p>2:00 PM</p>
<p>Kayaking</p> 	<p>3b) Review the importance of safety equipment: life jackets, extra paddle, signal device, etc.</p> <p>7) Demonstrate different strokes used.</p>	<p>Kayaking for beginners</p>	<p>Learn all the basics of kayaking during this 1.5 hour beginner class; Registration required, appropriate clothing encouraged</p>	<p>Kayak Workshop area (Registration is required)</p>	<p>10:30 AM</p> <p>1:00 PM</p> <p>3:00 PM</p>
<p>Mammal Study</p> 	<p>3c) From study and reading, write a simple life history of one nongame mammal that lives in your area.</p> <p>4a) Tell the uses of study skins and mounted specimens respectively.</p>	<p>Collect informational materials about nongame mammals</p> <p>Wild game skinning demo, game species demo</p>	<p>Gather information necessary to create a life history of our favorite animal</p> <p>Game mammals, research study skins by the NJ Trappers Association</p>	<p>Conserve Wildlife Foundation Tent</p> <p>Game Processing Tent</p>	<p>Ongoing through the day</p>

Badge	Badge Requirements Fulfilled	Activity	Activity Description	Location	Time
<p>Mammal Study</p> 	<p>1) Explain the meaning of “animal”, “invertebrate”, “vertebrate”, and “mammal”.</p> <p>2) Explain how the animal kingdom is classified.</p> <p>3c) Write about a nongame mammal in your area; reproduces, eats, natural habitat. Is it dependent on humans and</p>	<p>Collect informational materials about nongame mammals</p>	<p>Collect brochures, field guides and other informational materials on native species of animals</p>	<p>Conserve Wildlife Foundation Tent</p>	<p>Ongoing throughout the day</p>
<p>Nature</p> 	<p>1) Name 3 ways in which plants are important to animals.</p> <p>2) Name 3 ways in which animals are important to plants.</p> <p>3) Explain the term “food chain”.</p>	<p>Snakes, insects, fish, wildlife information, programs and demos</p>	<p>Snakes, insects, fish, wildlife information, programs and demos</p>	<p>Reptile display</p>	<p>Ongoing throughout the day</p>
<p>Photography</p> 	<p>5) Photograph an action shot, an animal shot, and a nature shot.</p>	<p>Wildlife Photography</p> <p>Wildlife Photography Demo</p>	<p>Take a self guided tour through the Colliers Mills Wildlife Management Area to locate interesting subjects to photograph</p> <p>Wildlife photography Demo by CamraScapes</p>	<p>Choose any trail you would like to explore</p> <p>Exhibitor Row</p>	<p>Ongoing throughout the day</p> <p>1:00 PM Saturday Only</p>

Badge	Badge Requirements Fulfilled	Activity	Activity Description	Location	Time
Plant Science 	1) Make a drawing and identify five or more parts of a flowering plant. Tell what each part does . 2) Explain photosynthesis and tell why this process is important. 4) Explain how water, light, air, temperature, and pests affect plants.	Tree ID Walks	Tree Identification	Forestry Row	10:15 AM 12:00 PM 2:00 PM
Plant Science 	A) Visit a park, forest, or other natural area near your home. While you are there: 1) Determine which species of plants are the largest and which are the most abundant. Note whether they cast shade on other plants. 3) Record any differences in the types of plants you see at the edge of a forest, near water, in burned areas, or near a road or railroad.	Tree ID Walks	Tree and Plant Identification	Forestry Row	10:15 AM 12:00 PM 2:00 PM
Reptile and Amphibian Study 	4) Explain how reptiles and amphibians are an important component of the natural environment. 5) Describe how reptiles and amphibians reproduce. 6) From observation, describe how snakes move forward. Describe the functions of the muscles, ribs, and belly plates.	Rainforest Reptiles Rock!	Explore the reptile mobile zoo	Reptile Display	Ongoing throughout the day

Badge	Badge Requirements Fulfilled	Activity	Activity Description	Location	Time
<p data-bbox="212 282 338 305">Scuba Diving</p> 	<p data-bbox="443 245 726 375">5) Explain what an ecosystem is, and describe four aquatic ecosystems a diver might experience.</p> <p data-bbox="443 399 726 594">6) Find out about three career opportunities in the scuba industry. Pick one and find out the education, training, and experience required for this profession.</p>	<p data-bbox="751 407 1041 430">Sport SCUBA Diving memo</p>	<p data-bbox="1062 237 1352 602">Divers demonstrate the use of sport diving equipment with a narrator describing both dive equipment and dive techniques. Programs also teach about NJ's marine environment, laws and regulations for swimming and SCUBA diving in NJ.</p>	<p data-bbox="1388 391 1644 448">Fish Tanks (registration required)</p>	<p data-bbox="1776 383 1881 406">11:00 AM</p> <p data-bbox="1776 430 1881 453">2:00 PM</p>
<p data-bbox="180 724 369 747">Shotgun Shooting</p> 	<p data-bbox="443 634 726 764">1a) Explain why BB and pellet air guns must always be treated with the same respect as firearms.</p> <p data-bbox="443 805 726 935">1d) Explain the main points of the laws for owning and using guns in your community and state.</p> <p data-bbox="443 976 726 1105">2a) Identifying principal parts of a shotgun action types, and how they function.</p>	<p data-bbox="758 740 1035 992">Introductions to archery and shotgun shooting for people ages 10+, while emphasizing safety and their role in the wise use of renewable wildlife resources</p>	<p data-bbox="1062 805 1352 935">Demonstrating the use of safe and cautious measures while using firearms.</p>	<p data-bbox="1398 837 1629 894">Archery and Shotgun Range</p>	<p data-bbox="1692 821 1969 919">Ongoing throughout the day from 10:00 AM—4:00 PM</p>



FREE GIRL SCOUT ACTIVITIES

At the New Jersey WILD Outdoor Expo

September 8th & 9th, 2018

10 AM—5 PM Rain or Shine

Colliers Mills Wildlife Management Area

Jackson Township, NJ

Free Admission & Parking

No reservation or fee for most programs or activities.



Badge Counselors will not be present at the Expo.



The New Jersey WILD Outdoor Expo celebrates the state's bountiful natural resources and rich outdoor heritage. The event is hosted by the NJDEP Division of Fish and Wildlife, Division of Parks and Forestry, the State Forestry Services and the Conserve Wildlife Foundation of




The Expo helps people connect with the natural world by providing a unique blend of conservation information, education and hands-on opportunities to learn outdoor skills and activities. Numerous environmental and conservation exhibits, demonstrations and seminars are planned for the weekend. Visitors can learn about, and try, a wide array of activities including fishing, biking, hiking, shooting sports, kayaking, camping skills, rock climbing, wildlife watching and much more.









For more information, or to be added to the scout mailing list, please contact Stephanie DAlessio at 609-984-0621 or email at stephanie.dalessio@conservewildlifenj.org

Brownie					
Badge	Badge Require-	Activity	Activity Descrip-	Location	Time
Outdoor Adventure 	Step 2. Explore nature Step 4. Learn a camp skill	Tree ID walks “Making fire by friction” “A Day at the Campsite”	Plant and Tree Identifica- tion NJ State Parks & Camping Skills offered by Practical Primitive Camp Cooking and Gear Demonstrations	Forestry Row Campsite Area NJ State Parks Campsite	Tree ID 10:15 AM, 12:00 PM, 2:00 PM Making Fire 1:00 PM. 2:00 PM. 3:00 PM A Day At Camp 11:00 AM, 1:00 PM, 3:00 PM
Outdoor Art Creator 	Step 4. Be a nature Pho- tographer. Step 5. Design with nature.	Wildlife Photography WILD crafts for kids— nature based crafts Choice A: Wildlife Photog- raphy: “Where, When, and How”	Take a self-guided tour through the Colliers Mills Wildlife Management are to locate interesting sub- jects to photograph Multiple opportunities to learn about and create nature-based art	Choose any trail you would like WILD crafts tent	Ongoing throughout the day



Junior					
Badge	Badge Requirements Fulfilled	Activity	Activity Description	Location	Time
Animal Habitats 	Step 1: Find out about wild animals Step 2: Investigate an animal habitat	Choice A: Freshwater fish of NJ Choice B: Rainforest Reptiles Rock! Choice C: Bat workshop (Saturday only) Choice D: Osprey Platform building (Sunday only)	Snakes, insects, fish, wildlife information, programs and demos Assist in a 2 different conservation projects with Habitat Manager, Ben Wurst, and biologists Stephanie Feigin, and Ethan Gilardi from the Conserve Wildlife Foundation of NJ to aid a threatened species	Fish Tank Reptile Display Walk Departure Area Falconer Tent	Fish Tank 11AM, 12PM, 2PM, 4PM Reptiles are Ongoing Bird ID 10:30AM Falconer 11:30AM, 2PM & 4PM CWF 11:00AM
Animal Habitats 	Step 3: Create an animal house	“Osprey Platform Building Workshop” (Saturday only) Bat Box Building Workshop (Sunday only)	Assist in a 2 different conservation projects with Conserve Wildlife Foundation of NJ to aid a threatened species.	Conserve Wildlife Foundation Tent	Saturday September 8th 11:00 AM 1:00 PM Sunday September 9th 11:00 AM 1:00 PM

Badge	Badge Requirements Fulfilled	Activity	Activity Description	Location	Time
Camper 	Step 2: Gain a new camping skill Step 3: Find your inner camp chef Step 4: Try a new activity	NJ State Parks & Camping Skills 101 "A Day at the Campsite"	"Making fire by Friction" by Practical Primitive Camp cooking, gear demos, plus s'mores and coffee	Campsite Area NJ State Parks campsite	Making Fire 1:00 PM, 2:00 PM & 3:00 PM Day at the campsite ongoing
Digital Photographer 	Step 2: Take tons of photographs	Wildlife Photography	Take a self-guided tour through the Colliers Mills Wildlife Management area to locate interesting subjects to photograph	Choose any trail at Colliers Mills you would like	Ongoing throughout the day
Outdoor Art Explorer 	Step 1: Explore outdoor art Step 2 : Make something! Step 3: Be a nature photographer	Choice 1: WILD crafts nature based crafts Choice 2: Wildlife Photography	Multiple opportunities to learn about and create nature-based art Take a self guided tour though the Collier Mills Wildlife Management area to locate interesting subjects to photograph	WILD Crafts Tent Choose any trail at Colliers Mills you would like	Ongoing throughout the day

Cadette					
Badge	Badge Requirements Fulfilled	Activity	Activity Description	Location	Time
Archery 	Step 1: Get to know your archery equipment Step 2: Learn about archery safety Step 3: Practice archery before you go on a range	Intro to Archery	Introductions to archery and shotgun shooting for people ages 10+, while emphasizing safety and their role in the wise use of renewable wildlife resources	Archery and Shotgun Range	Ongoing through the day from 10:00 AM—4:00 PM
Outdoor Art Apprentice 	Step 1: Explore art outdoors Step 2: Make something Step 3: Be a nature photographer	Choice A: WILD crafts nature based crafts Choice B: Wildlife Photography	Multiple opportunities to learn about and create nature-based art Take a self guided tour through the Colliers Mills Wildlife Management area to locate interesting subjects to photograph.	WILD Crafts Tent Choose any trail at Colliers Mills you would like	Ongoing throughout the day
Trees 	Step 2: Dig into the amazing science of trees Step 4: Explore the connection between people and trees	Forestry Tree ID Walks	Learn about trees and how to identify them	Forestry Row	10:15 AM 12:00 PM 2:00 PM

Senior					
Badge	Badge Requirements Fulfilled	Activity	Activity Description	Location	Time
Outdoor Art Expert 	Step 1: Explore art outdoors Step 2: Make Something Step 3: Capture Nature Digitally	Choice A: WILD crafts nature based crafts Choice B: Wildlife Photography	Multiple opportunities to learn about and create nature based art Take a self guided tour through the Collier Mills Wildlife Management Area to locate interesting subjects to photograph.	WILD Crafts Tent Choose any trail at Colliers Mills you would like	Ongoing throughout the day.
Paddler 	Step 2: Learn paddling safely Step 3: Learn paddling techniques Step 4: Go on a short paddling adventure	Kayaking for Beginners	Learn all the basics of kayaking during this 1.5 hour beginner class; Registration required, appropriate clothing is encouraged	Kayak Workshops Area (registration required)	10:30 AM 1:00 PM 3:00 PM
Voice for Animals 	Step 3: Explore animals in husbandry Step 4: Take a look at animals used for sports and entertainment Step 5: Look into animal issues	Meet the Chickens Be a voice for animals	Investigate animals used for science, explore animals in husbandry, look at animals used in sports and entertainment, look at animal issues Speak with real life biologists at the CWF tent and learn about conservation efforts.	Environmental Tent Conserve Wildlife Foundation Tent	Meet the Chickens 10:15 AM CWF Ongoing throughout the day

Ambassador

Badge	Badge Requirements Fulfilled	Activity	Activity Description	Location	Time
Outdoor Art Master 	Step 1: Explore outdoor art Step 2: Make something Step 4: Be a nature photographer	Choice A: WILD crafts nature based crafts Choice B: Wildlife Photography	Multiple opportunities to learn and create nature based art Take a self guided tour through the Colliers Mills Wildlife Management area to locate interesting subjects to photograph	WILD Crafts Tent Choose any trail at Colliers Mills you would like	Ongoing throughout the week
Photographer 	Step 1: Explore the power of photography	Wildlife Photography	Take a self guided tour through the Colliers Mills Wildlife management area to locate interesting subjects to photograph	Choose any trail at Colliers Mills you would like	Ongoing throughout the day